

800x2400mm

15mm Thickness _ Glossy & Matt Surface

ABSOLUTE STYLE OF LUXURY



SUPERIORITY CRAFTED FOR EXCELLENCE

Experience the dominion of sheer luxury and
excellence in surfaces crafted for supremacy .



CRAFTING SUPERIOR SPACES FOR EXCEPTIONAL LIVING!

We bring you
Collection - A
collection synonymous
with sheer luxury and
unmatched opulence to
evolve your spaces into
flawless, grand, and
simply stunning
evoking a sheer sense
of extravagance and
indulgence.

Decorate your spaces undeniably
lavish and gracious with a
premium collection of surfaces
from the Collection. The
collection redefines the art of
lavish interiors and spaces with
its spellbinding elegance that
embraces refinement and
splendor effortlessly to help you
craft spaces superior of all and
luxurious at another level.

800x2400mm

15mm Thickness

INDULGE IN UNMATCHED LUXURY



08-09

EXPLORE ENDLESS POSSIBILITIES IN LUXURIOUS SPACES

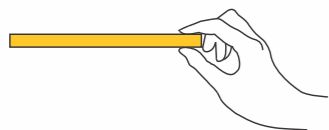
Discover limitless possibilities to seamlessly elegant and flawless spaces with Collection in its grand size of 800x2400mm. The colossal size paired with unmatched brilliance of two spectacular finishes and robust thickness of 15mm is all it takes to design spaces utterly elegant and sophisticated.



800x2400mm

80x240cm, 32x120in

15mm Thickness



800x2400mm

15mm Thickness

We bring you an astonishing collection in superior Matt and Glossy surfaces. The versatile surfaces are capable of instilling unmatched elegance and poise in your spaces paired with outstanding designs and patterns.

**Matt
Surface**

**Glossy
Surface**

DESIGNED FOR AN EFFORTLESS LIFESTYLE

The superior collection is an assembly of superior surfaces packed with exceptional features that are specially designed to make your lifestyle effortlessly easier and lavish at the same time. The features aid the modern lifestyle by transforming your spaces into easy to clean, maintain, and ideal for versatile uses.



TECHNICAL FEATURES



Scratch and Abrasion Resistant



Resistant to Chemicals, Acids, Bases, and Solvents



Easy to Clean Surface



Resistant to Fire and Heat



Frost Resistant Surface



Flatness and Stability Over Time



Hygienic and Suitable for Contact with Food



Water Resistant Surface



Stain Resistant Surface



Impact Resistant Surface



Resistant to UV Rays



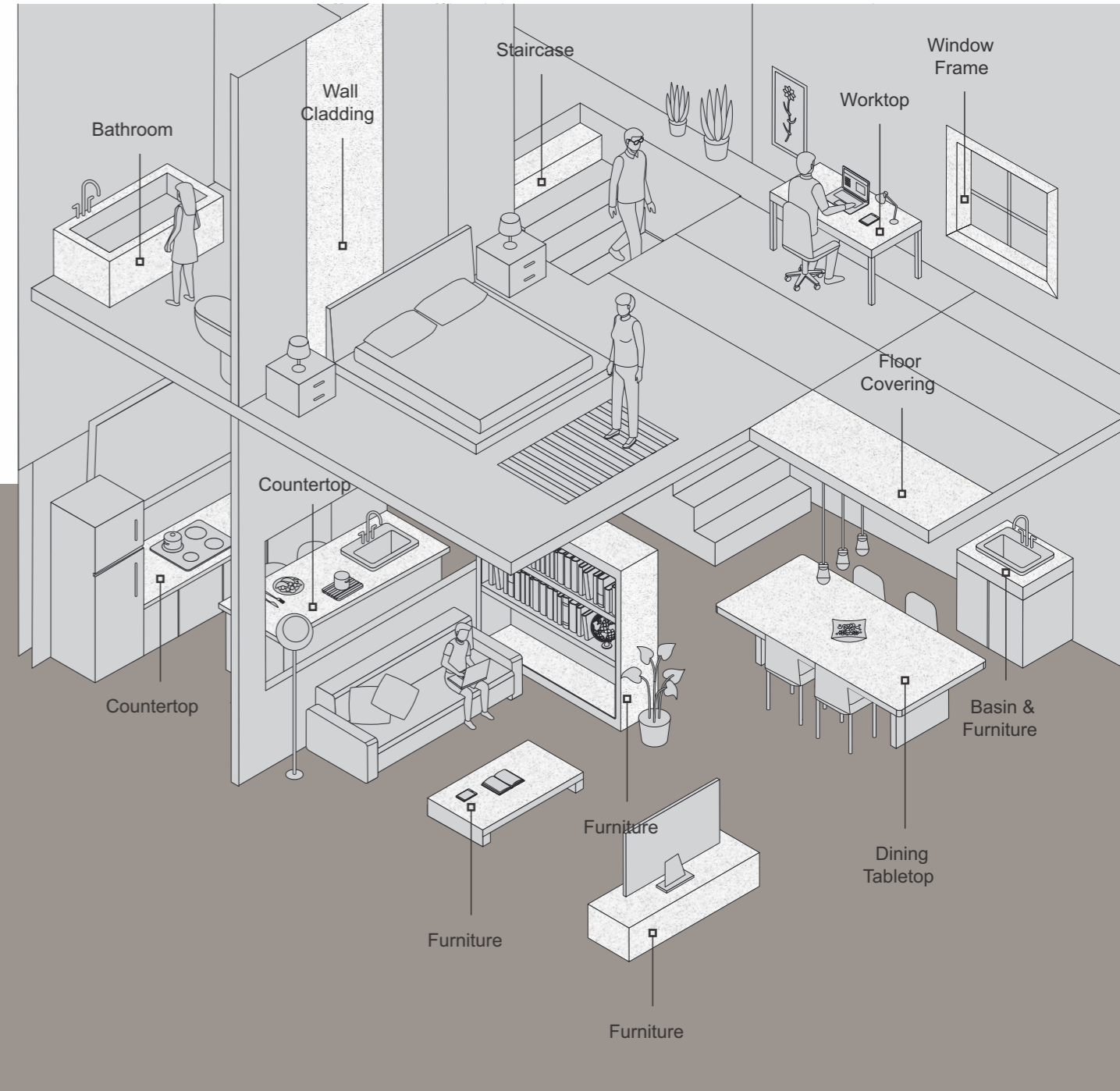
Resistant to Mould, Mildew, And Fungus















SURFACES FOR EVERY SPACE

The surfaces of the Collection are functional, multifaceted, and simply dexterous. The versatile size of the collection paired with the exceptional features enables the wide application possibilities allowing tiling solutions to a plethora of spaces and furnishing.

APPLICATION AREAS



Application Areas

- | | |
|--|--|
|  Countertop |  Staircase |
|  Dining tabletop |  Window & Door Frame |
|  Lift Frame |  Basin & Furniture |
|  Bathroom |  Fireplace |
|  Worktop |  Wall Cladding |
|  Elevation |  Floor Covering |

800x2400mm

Thickness_15mm
Type_Full Body

TERREZO WHITE



Surface
Glossy

TERREZO CREMA



Surface
Glossy

TERREZO GREY




Surface
Glossy

TERREZO BUREY




Surface
Glossy

TERREZO CHOCO



Surface
Glossy

TERREZO BLACK



Surface
Glossy




TERREZO WHITE

800x2400mm

15mm Thickness

TERREZO WHITE



TERREZO WHITE

800x2400mm

15mm Thickness

20-21


TERREZO CREMA



800x2400mm

15mm Thickness

TERREZO CREMA



TERREZO CREMA

800x2400mm

15mm Thickness

24-25

TERREZO GREY




800x2400mm

15mm Thickness

26-27

TERREZO GREY



TERREZO GREY

800x2400mm

15mm Thickness

28-29

TERREZO BUREY




800x2400mm

15mm Thickness

30-31

TERREZO BUREY



TERREZO BUREY

800x2400mm

15mm Thickness

32-33





TERREZO CHOCO

800x2400mm

15mm Thickness

34-35

TERREZO CHOCO



TERREZO CHOCO

800x2400mm

15mm Thickness

36-37

TERREZO BLACK




800x2400mm

15mm Thickness

38-39

TERREZO BLACK



TERREZO BLACK

800x2400mm

15mm Thickness


40-41

800x2400mm

Thickness_15mm

Type_Full Body

ELEZZO CHOCO



Surface
Glossy & Matt

ELEZZO BURLY




Surface
Glossy & Matt

ELEZZO CREMA




Surface
Glossy & Matt

ELEZZO BLACK




Surface
Glossy & Matt

ELEZZO GREY




Surface
Glossy & Matt

ELEZZO WHITE



Surface
Glossy & Matt

GLITER BLACK



Surface
Matt carving

GLITER WHITE



Surface
Matt carving

ELEZZO CHOCO




800x2400mm

15mm Thickness

44-45

ELEZZO CHOCO



ELEZZO CHOCO

800x2400mm

15mm Thickness

46-47

ELEZZO BURLY




800x2400mm

15mm Thickness

48-49

ELEZZO BURLY



ELEZZO BURLY

800x2400mm

15mm Thickness

50-51

ELEZZO CREMA




800x2400mm

15mm Thickness

52-53

ELEZZO CREMA



ELEZZO CREMA

800x2400mm

15mm Thickness

54-55

ELEZZO BLACK





800x2400mm

15mm Thickness

56-57

ELEZZO BLACK



ELEZZO BLACK

800x2400mm

15mm Thickness

58-59

ELEZZO GREY




800x2400mm

15mm Thickness

60-61

ELEZZO GREY



ELEZZO GREY

800x2400mm

15mm Thickness

62-63


ELEZZO WHITE



800x2400mm

15mm Thickness

ELEZZO WHITE



ELEZZO WHITE

800x2400mm

15mm Thickness

66-67

GLITER BLACK





800x2400mm

15mm Thickness

68-69

GLITER BLACK



GLITER BLACK

800x2400mm

15mm Thickness

70-71

GLITER WHITE





800x2400mm

15mm Thickness

72-73

GLITER WHITE



GLITER WHITE

800x2400mm

15mm Thickness


74-75

800x2400mm

Thickness_15mm

Type_Full Body

ELITONE BIANCO



Surface
Glossy

POLKA WHITE




Surface
Glossy & Matt

POLKA BLACK



Surface
Glossy & Matt

POLKA RAINBOW



Surface
Glossy

ELITONE BIANCO



800x2400mm

15mm Thickness

ELITONE BIANCO



ELITONE BIANCO

800x2400mm

15mm Thickness

80-81

POLKA WHITE



800x2400mm

15mm Thickness

82-83

POLKA WHITE



POLKA WHITE

800x2400mm

15mm Thickness

84-85

POLKA BLACK



800x2400mm

15mm Thickness

86-87

POLKA BLACK



POLKA BLACK

800x2400mm

15mm Thickness

88-89


POLKA RAINBOW



800x2400mm

15mm Thickness

POLKA RAINBOW



POLKA RAINBOW

800x2400mm

15mm Thickness

92-93

800x2400mm

Thickness_15mm

Type_Full Body

AIZA CINNAMON



Surface
Glossy & Matt

AIZA GREY



Surface
Glossy & Matt

AIZA OLIVE




Surface
Glossy & Matt

AIZA HONEY



Surface
Glossy & Matt

AIZA BONE



Surface
Glossy & Matt

AIZA BISTRE



Surface
Glossy & Matt

AIZA HARBOR



Surface
Glossy & Matt

AIZA STEEL



Surface
Glossy & Matt

AIZA CINNAMON




800x2400mm

15mm Thickness

96-97

AIZA CINNAMON



AIZA CINNAMON

800x2400mm

15mm Thickness

98-99

AIZA GREY




800x2400mm

15mm Thickness

100-101

AIZA GREY



AIZA GREY

800x2400mm

15mm Thickness

102-103

AIZA OLIVE




800x2400mm

15mm Thickness

104-105

AIZA OLIVE



AIZA OLIVE

800x2400mm

15mm Thickness

106-107

AIZA HONEY




800x2400mm

15mm Thickness

108-109

AIZA HONEY



AIZA HONEY

800x2400mm

15mm Thickness

110-111

AIZA BONE



800x2400mm

15mm Thickness

112-113

AIZA BONE



AIZA BONE

800x2400mm

15mm Thickness

114-115

AIZA BISTRE




800x2400mm

15mm Thickness

116-117

AIZA BISTRE



AIZA BISTRE

800x2400mm

15mm Thickness

118-119

AIZA HARBOR




800x2400mm

15mm Thickness

120-121

AIZA HARBOR



AIZA HARBOR

800x2400mm

15mm Thickness

122-123

AIZA STEEL





800x2400mm

15mm Thickness

124-125

AIZA STEEL




AIZA STEEL

800x2400mm

15mm Thickness

126-127

VENTA BALCK



800x2400mm

15mm Thickness

800x2400mm

Thickness_15mm

Type_Full Body


VENTA BALCK



Surface

Glossy & Matt

VENTA BALCK



VENTA BALCK

800x2400mm

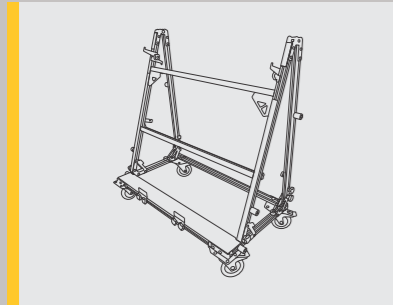
15mm Thickness

130-131

Slab Handling

Tools suggested for handling

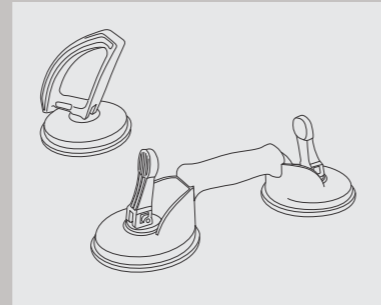
For handling the enormously sized slabs, we recommend careful handling with the help of four handlers at the same time in case of the largest size and at least two handlers for the smaller sizes of the slabs.



Reinforced trolley



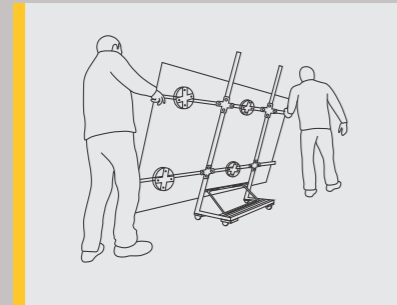
Parallel & transverse guides



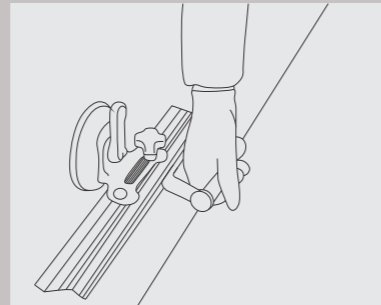
Single & Double suction cup

Handling instructions

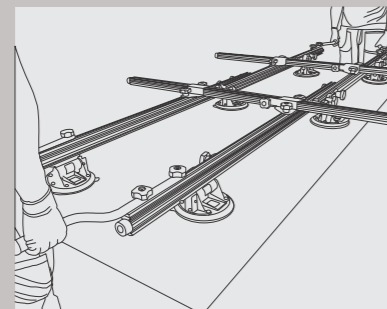
We recommend the use of a kit of devices designed especially for the handling of large-size slabs.



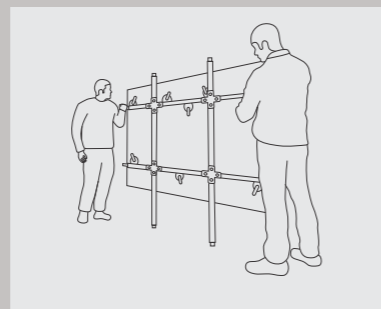
We recommend carrying out the handling job of the slabs with four handlers at the same time.



Ensure proper suction with a vacuum between the device and the slab and use a single device/suction cup for a maximum length of up to 150cms.



To lift the slabs use sucker cups after cleaning the slab and cups with a damp sponge. Make sure the device also has suckers that run along with the guides and adhere to the slab.



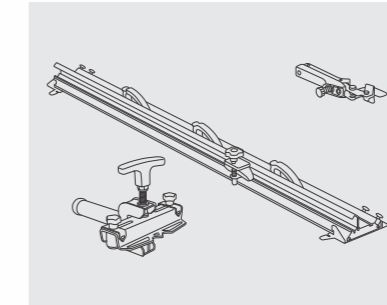
To lift the slab use guides from the long sides of the slab and lift/hang it vertically to the handles of the trolley frame. Use appropriate size reinforced trolley for various sizes of slabs.

Slab Cutting & Drilling


Tools suggested for cutting and drilling



Workbench with aluminum profiles

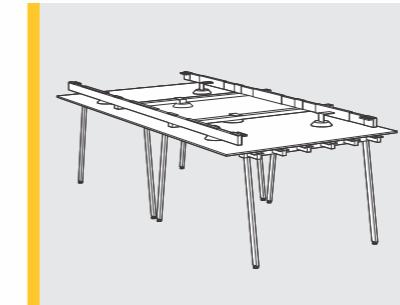


Cutting unit

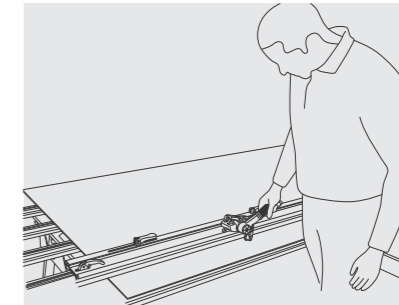


Diamond polishing pads

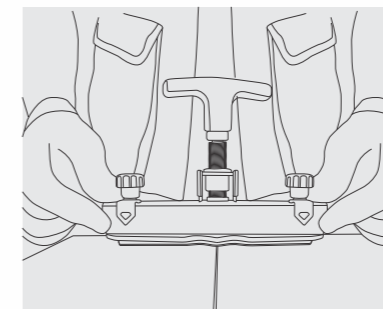
Manual cutting instructions



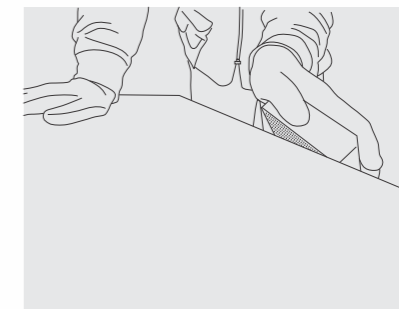
Lay the slab on a flat surface and preferably on a workbench with aluminum profiles. Make sure the surface is stable for both cutting and drilling.



Make markings on the slab according to the desired cutting and drilling need.



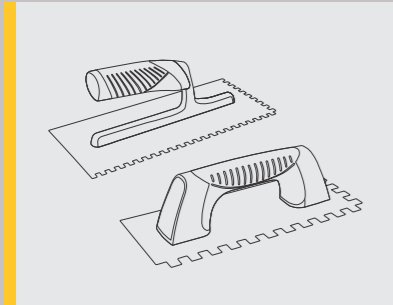
After scoring the length and making the cut, move the slab out of the workbench till the incision line and split from both sides using cutting-off pliers.



Smooth the edges of the length cut with a diamond polishing pad.

Slab Laying

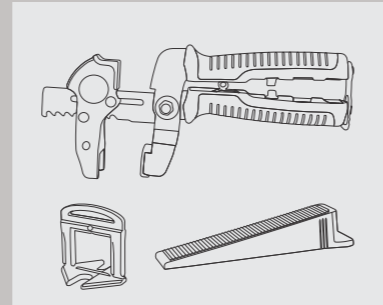
Tools suggested for Laying



3mm & 10mm tro wel



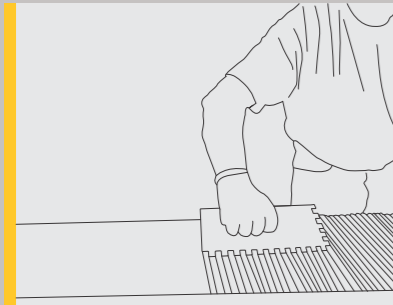
Rubber tro wel & spacers



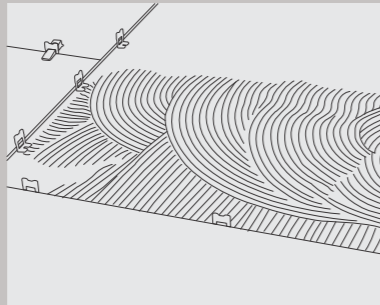
Device for plate 's pulling over and leveling wedges & clips

Slab Laying Instructions

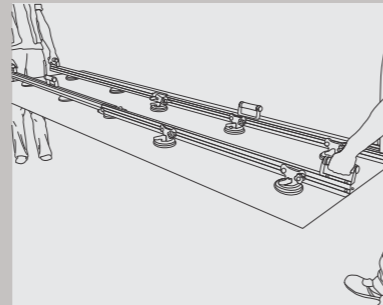
Check the laying substrate. Make sure it is clean, mature, and homogeneous with no cracks.



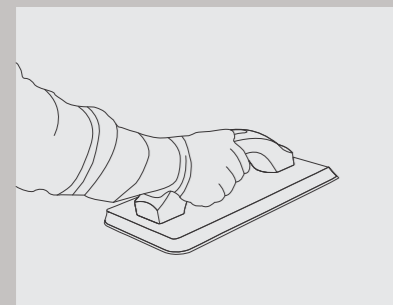
Apply adhesive onto the back of the slab with a 3mm tro wel in one direction only.



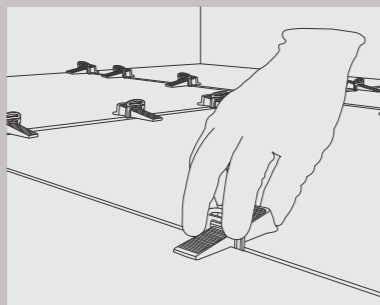
Apply adhesive onto the floor substrate at the same time while applying on the slab with a 15mm U-notch or 19mm V-notch tro wel in the same direction as the slabs.



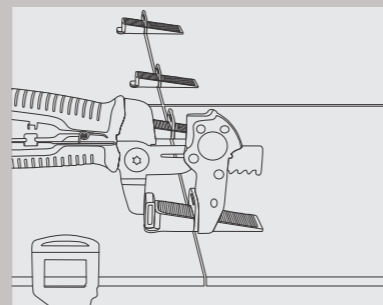
Position the slab on the adhesive bed with a sucker frame with adjustment of a minimum of 3mm joint.



Tap the slab from the center to the edges with a rubber tro wel to expel air. Make sure air is expelled and there is no bubble between the slab and the substrate.

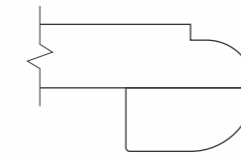


Complete the laying of the slab with a suitable sealant while keeping a 3mm joint through spacers. The special device of pulling over the slabs can be used for easily laying and spacing.

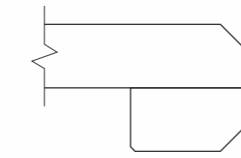


Level the wedges at each linear meter of the slab.

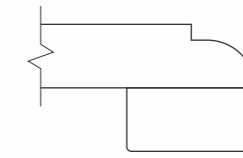
Slab Edge Possibilities



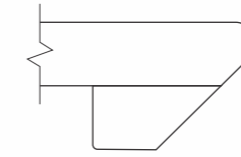
1-1/2" Dupont Bullnose



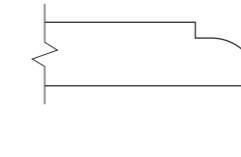
1-1/2" Pencil Edge



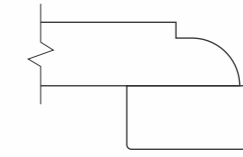
1-1/2" Dupont Square



1-1/2" Reverse Bevel



3/4" Dupont Demi



1-1/2" Dupont Step Square

Cleaning & Maintenance

High-quality raw materials, rigorous production parameters, and world-class technology make the exclusive offering nonporous and thus no dust or deposited waste penetrates the surface.

The no-maintenance surfaces require only a damp cloth for cleaning.

Routine and recurring cleaning spotlights the aesthetic features of the surfaces and keeps the surfaces shining.

For cleaning contamination and stains caused by some common food and other material follow the table below:

TYPE OF STAIN	CHEMICAL PRODUCT	EXAMPLE
Grease	Alkaline - Solvent	Detergent
Oil	Solvent	Ammonia, Baking Soda
Ink	Oxidant - Solvent	Alcohol, Liquid Bleach, Nail Paint Remover
Rust	Acid	Hydrochloric Acid, Vinegar, Red Harpic
Lime	Acid	Descaling Agent, Hydrochloric Acid
Cement	Acid	Hydrochloric Acid
Wine	Alkaline	Ammonia, Liquid Bleach
Coffee	Alkaline - Solvent	Ammonia, Liquid Bleach
Rubber	Solvent	Alcohol, Thinner
Plaster	Acid	Hydrochloric Acid
Candle Wax	Solvent	Alcohol, Thinner
Iodine	Oxidant	Liquid Bleach
Blood	Oxidant	Liquid Bleach
Ice Cream	Alkaline	Liquid Bleach

Note: It is recommended that any kind of stain needs to get cleaned immediately /as soon as possible.

Technical Specification

CHARACTERISTIC	STANDARD AS PER ISO13006:2018/EN14411 Gr.Bla	STANDARD AS PER IS 15622:2017 Gr.Bla	MEAN VALUE OF OUR	METHOD OF TESTING
Regulatory Properties				
Deviation in Length and Width	±0.30 % (±1.00 mm)	±0.10 %	± 0.10 %	ISO 10545-2/IS 13630-1
Deviation in Thickness	±5.0 % (± 0.50 mm)	±5.0 %	± 5.0 %	ISO 10545-2/IS 13630-1
Straightness in Side	±0.30 % (± 0.80 mm)	±0.10 %	± 0.10 %	ISO 10545-2/IS 13630-1
Rectangularity	±0.30 % (±1.50 mm)	±0.10%	± 0.10 %	ISO 10545-2/IS 13630-1
Surface Flatness Central Curvature	±0.40 % (± 1.80 mm)	±0.50 %	± 0.20 %	ISO 10545-2/IS 13630-1
Surface Flatness Edge Curvature	±0.40 % (± 1.80 mm)	±0.50 %	± 0.20 %	ISO 10545-2/IS 13630-1
Surface Flatness Warpage	±0.40 % (± 1.80 mm)	±0.50 %	± 0.10 %	ISO 10545-2/IS 13630-1
Surface Quality	>95% defects free	>95% defects free	>95% defects free	ISO 10545-2/IS 13630-1
Small Color Difference (For Plain Colour)	ΔE <1.00	N.A.	ΔE <0.80	ISO 10545-16
Glossiness (Polished)	As per Manufacturer	As per Manufacturer	≥ 90	Gloss Meter 60°
Glossiness (Satin)	As per Manufacturer	As per Manufacturer	7 ≤ Gloss Value ≤ 25	Gloss Meter 60°
Structural Properties				
Water Absorption	≤0.50 %	≤0.080 %	≤0.080 %	ISO 10545-3/IS 13630-2
Bulk Density	As per Manufacturer	Min 2.20 g/cc	> 2.28 gm/cc	ISO 10545-3/IS 13630-2
Massive Mechanical Properties				
Modulus of Rupture	Min. 35.0 N/mm ²	Min. 35.0 N/mm ²	Min. 40.0 N/mm ²	ISO 10545-4/IS 13630-6
Breaking Strength Thickness ≥7.5 mm	Min 1300.0 N	Min 1300.0 N	Min 6000.0 N	ISO 10545-4/IS 13630-6
Surface Mechanical Properties				
Mohs Hardness #	As per Manufacturer	Min. 5	Polished Min 4**/ Satin & Posh Min 6	BS EN 15771/IS 13630-13
Surface Abrasion Resistance #	As per Manufacturer	Min. Class II	Polished Min II**/ Satin & Posh Min III	ISO 10545-7/IS 13630-11
Thermal Hygrometric Properties				
Moisture Expansion	Max 0.06% (0.6 mm/m)	Max 0.02 mm/m	Max 0.02 mm/m	ISO 10545-10/IS 13630-3
Thermal Expansion(COE) at 100° C	As per Manufacturer	Max. 6.0 x 10-6	Max. 6.0 x 10-6	ISO 10545-8/IS 13630-4
Thermal Shock Resistance	Min 10 Cycles	Min 10 Cycles	Min 10 Cycles	ISO 10545-9/IS 13630-5
Impact Resistance(COR) #	Min. 0.55	Min 0.55	Min 0.55	ISO 10545-5/IS 13630-14
Frost Resistance	As per Manufacturer	As per Manufacturer	Frost Proof	ISO 10545-12/IS 13630-10
Crazing Resistance at 7.5 bar	4 Cycles	4 Cycles	4 Cycles	ISO 10545-11/IS 13630-9
Chemical Properties				
Resistance to Staining Glazed	Min. Class 3	Min Class 1	Min. Class 3/Min. Class 1	ISO 10545-14/IS 13630-8
Resistance to Household Chemicals & Swimming Pool Salts Glazed	Min Class GB	Min Class AA	Min Class GB/Min Class AA	ISO 10545-13/IS 13630-8
Resistance to Low Concentrate Acid and Alkalis Glazed	As per Manufacturer	As per Manufacturer	Min Class GLB***/ Min Class A***	ISO-10545-13/IS 13630-8
Resistance to High Concentrate Acid and Alkalis Glazed	As per Manufacturer	As per Manufacturer	Min Class GHB***/ Min Class A***	ISO-10545-13/IS 13630-8
Safety Properties				
Skid Resistance - (DCOF-WET PENDULUM)##	As per Manufacturer	As per Manufacturer	Glossy ≥P0,Satin,Posh ≥P1	BS 7976-2
Slip Resistance -Satin/Posh (DCOF- R Value)##	As per Manufacturer	As per Manufacturer	R9 to R10	DIN 51130
Lead and Cadmium release	As per Manufacturer	N.A.	Does not yield Pb &Cd	ISO-10545-15

Packing Detail

SIZE	THICKNESS	PCS/BOX	AREA/BOX	BOX/WT.
800x2400mm	15mm	1 pc	1.92 mt ²	67 kg

