



BRINGING NATURE'S ORIGINALITY
TO YOUR SPACE

Kingstone
Collection



ETCHED IN THE
EARTH'S ECSTASY,
WE HAVE AN
INSPIRATION THAT
CROSSES THE ORDINARY

We are here to craft an inspiring lore that differentiates your space from the ordinary and adds an authentic touch, with a feel of nature and a touch of warmth.

Transform your space with a blend of timeless beauty and rich textures that narrate stories that echo durability, strength, and precision in every corner.



KINGSTONE - BORN FROM THE SOUL OF SLATE

Deep within nature's artistry lies the timeless charm of slate stone - a material that tells stories of strength, texture, and elegance. Inspired by this natural wonder, We created Kingstone, a collection that captures the essence of slate's rugged beauty and transforms it into refined design.

Each surface, each color tone, and every subtle texture has been thoughtfully developed to mirror the raw yet graceful character of real slate. The result is a masterpiece that balances nature's imperfections with modern craftsmanship — making Kingstone a true reflection of elegance, durability, and authenticity.



THE EVER-LASTING TOUCH OF BEAUTY



Fullbody Tiles

Matt Surface

9mm

With Kingstone's versatile format, you can bring an inviting touch to your space through its indoor and outdoor applications, showcasing the dynamic possibilities of the collection. Modern techniques, such as color drenching and stone drenching, can also be incorporated through this collection.

ADVANTAGES



ZERO MAINTENANCE



HIGH STRENGTH



LOW WATER ABSORPTION



IMPACT RESISTANCE

MULTIPLE APPLICATIONS, ONE CHOICE



1. Indoor Areas

Add a touch of uniformity to your interiors with our dynamic pieces, which inspire every gaze with their unique touch and dynamic approach.



2. Outdoor Areas

For areas that witness a considerable amount of footfall, this Collection suits best due to its demanding strength without the hassle of daily maintenance.

DESIGN INDEX



KINGSTONE CLAY



KINGSTONE VERDE



KINGSTONE BIANCO



KINGSTONE GRIS



KINGSTONE COAL

Thickness 9mm




KINGSTONE CLAY

Available In **7 Randoms**
Matt Surface

Fullbody Tiles
Random Design



Size



600x
1200mm

[Back To Index](#)





Wall : Kingstone Clay - 600x1200mm
Wall Shower Area : Pulpis Matt - 600x1200mm

Floor : Kingstone Clay - 600x1200mm
Floor Step : Florence Gris - 600x1200mm

Floor Shower Area : Woodland Pecan - 200x1200mm
Bath Side Sitting : Pulpis Matt - 600x1200mm

Thickness \pm 9mm




KINGSTONE VERDE

Available In **7 Randoms**
Matt Surface

Fullbody Tiles
Random Design



Size



600x
1200mm

[Back To Index](#)





Wall : Kingstone Verde - 600x1200mm Floor : Kingstone Verde - 600x1200mm

Thickness \pm 9mm




KINGSTONE BIANCO

Available In **7 Randoms**
Matt Surface

Fullbody Tiles
Random Design



Size



600x
1200mm

[Back To Index](#)



Wall : Kingstone Bianco - 600x1200mm

Floor : Kingstone Bianco - 600x1200mm

Floor Outside : Mist Matt - 600x1200mm



Thickness \pm 9mm




KINGSTONE GRIS

Available In **7 Randoms**
Matt Surface

Fullbody Tiles
Random Design



Size



600x
1200mm

[Back To Index](#)





Wall : Kingstone Bianco - 600x1200mm

Floor : Kingstone Gris - 600x1200mm

Floor Inside : Kingstone Gris - 600x1200mm

Thickness \pm 9mm




KINGSTONE COAL

Available In **7 Randoms**
Matt Surface

Fullbody Tiles
Random Design



Size



600x
1200mm

[Back To Index](#)





Wall : Kingstone Coal - 600x1200mm Floor : Granolith Smoke - 600x1200mm

TECHNICAL SPECIFICATION

TECHNICAL DETAILS	STANDARD AS PER ISO-13006/EN176 GROUP BIa	MEAN VALUE OF FULL BODY VITRIFIED TILES	METHOD OF TEST
Deviation In Length & Width	± 0.60%	± 0.10%	ISO-10545-2
Deviation In Thickness	± 5.00%	± 2.00%	ISO-10545-2
Straightness Of Sides	± 0.50%	± 0.10%	ISO-10545-2
Rectangularity	± 0.60%	± 0.10%	ISO-10545-2
Surface Flatness	± 0.50%	± 0.10%	ISO-10545-2
Glossiness	Gloss Meter	Min. 90%	Gloss meter
Water Absorption	≤ 0.50%	E ≤ 0.05%	ISO-10545-3
Breaking Strength	1300 N	2000 N	ISO-10545-4
Abrasion Resistance	Max. 175mm	Max. 145mm ³	ISO-10545-6
MOH'S Hardness	Min. 6	≥ 6*	EN101
Frost Resistance	Frost Proof	Frost Proof	ISO-10545-12
Thermal Shock	No Damage	No Damage	ISO-10545-9
Moisture Expansion	Nil	Nil	ISO-10545-10
Thermal Expansion	< 9 x 10 ⁻⁶	< 6 x 10 ⁻⁶	ISO-10545-8
Resistance to Household Chemicals	No Damage	No Damage*	ISO-10545-13
Stain Resistance	Resistance	Resistance*	ISO-10545-14

PACKING DETAIL

Size	Thickness (Approx.)	Pcs. / Box	Weight / Box (Approx.) Matt	Coverage Area / Box
600x1200mm	8.8mm(±0.2)	2 pcs	28.5 kg (±0.5 kg)	15.5 ft ² / 1.44 mtr ²

